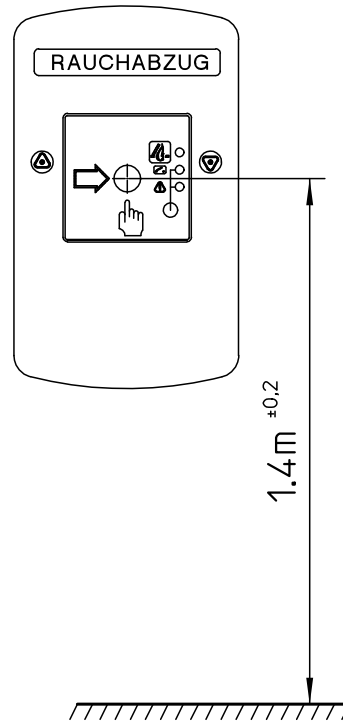


In addition, the THZ Comfort is:

- intergrated alarm button
- intergrated vent button
- operating displays



Montage: pushbutton to the floor distance
1,4m ±20cm
clearly visible in the stairwell or hallway,
not covered by open door

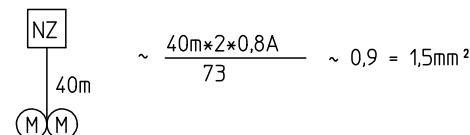
- ① 3 x...mm² without GN/YE for standard drives and IQ windowdrives without difference between ventilation- and smoke and heat extraction-mode
- 4 x...mm² without GN/YE for IQ windowdrives with difference between ventilation- and smoke and heat extraction-mode

Line cross section for 24V motor capacity must be calculated depending on the line length.

Cable cross section (min. 1,5³)

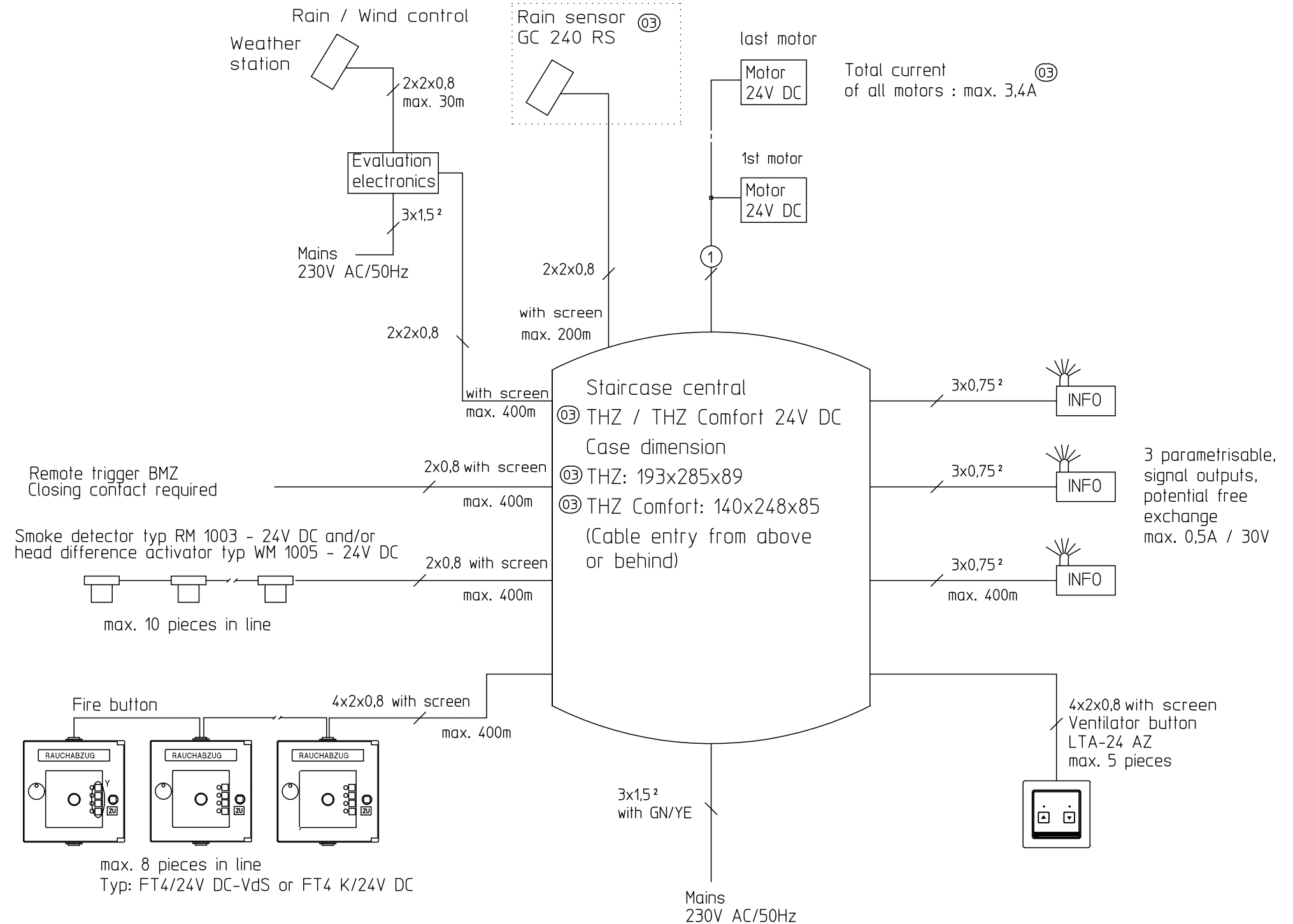
$$\text{Cable cross section} = \frac{\text{Overall power} \times \text{Cable length}}{73}$$

Example with two drives E250 / 24V



For branching lines (e.g. several winding phases) the löine monitoring must be looped through, and then a 4 wire cable is required (see affiliated connection plan)

Diese Zeichnung entspricht dem Entwicklungsstand des Zeichnungsdatums bzw. der letzten Änderungseintragung. Aus der Benutzung der Zeichnung können keine Ansprüche, gleich welcher Art, einschließlich Schadenersatzansprüche, abgeleitet und gegen GEZE geltend gemacht werden. Die Zeichnung bleibt unser Eigentum und ist Dritten nur für die Vertragsdauer zur Benutzung überlassen. Sämtliche sich aus der Zeichnung ergebenden Ansprüche stehen ausschließlich GEZE zu. Ohne vorherige Zustimmung von GEZE darf diese Zeichnung weder vervielfältigt noch Dritten zugänglich gemacht werden. This drawing shows the actual state of product development at the date of the drawing or the revision date. No claims for damages in any form can be made against GEZE as a result of the interpretation of this drawing. This drawing remains the property of GEZE and is made available to third parties only for the duration of contractual obligations. All rights connected with this drawing remain in possession of GEZE. This drawing may not be copied or handed over to third parties without the express consent of GEZE.



Important installation rules for the user

Laying lines and connections only by authorised electric company.

We will not assume guarantee or services for combinations with outside products.

During installation, the pertinent rules, especially VDE 0833/0815, must be observed. The utilised cable type must be determined together with the local acceptance authorities; use fire protection cable (E30 or E90), if necessary.

Protect the device from construction dirt and spurts of water

Papierausdrucke dieser Zeichnung unterliegen nicht dem Änderungsdienst!
Printed drawings are not revision controlled!

EMPB = Erstmusterprüfbericht /Initial sample test report

				GEZE GEZE GmbH P.O. Box 13 63 71226 Leonberg Germany		Benennung / designation ③ Cable plan THZ / THZ Comfort Stairc. pow. contr. unit	
				vertraulich / confidential			
	Datum/date	Name	Blatt / von sheet / of	Material-Nr. ID-no.			
03	24.06.20	e4714 2832	1 / 1				
02	09.12.19	e4714 2933		Maßstab scale			
01	20.02.14	u299 1168					
00	20.02.14	u299 *		Zeichnungs-Nr. / document-no. 37104-9-0977			
Frg. Prod./Rel. Prod							
EMPB	Dokversion docversion	Datum date	Name name	Mittellungs-Nr. Doc. change no.			